

NeoEdge Cloud

AWS Marketplace Activation Guideline

Version: 1.0

Date: November 2025

Prepared by: eCloudEdge Digital Innovation

This document provides the official procedure for purchasing, activating, and managing NeoEdge Cloud via AWS Marketplace in compliance with corporate procurement and security policies.

1. Purpose & Scope

This document provides a standardized guideline for internal users to subscribe, activate, and manage NeoEdge Cloud services purchased through AWS Marketplace. It ensures compliance with procurement, finance, and IT security policies.

2. Prerequisites

Before starting the purchase process, please confirm the following:

1. You have AWS account access with Marketplace purchasing permissions.
2. Your department has an approved Purchase Order (PO) or cost center for billing.
3. Finance, Procurement, and IT Security departments have approved the SaaS usage.
4. Your account's billing method and IAM permissions have been verified.

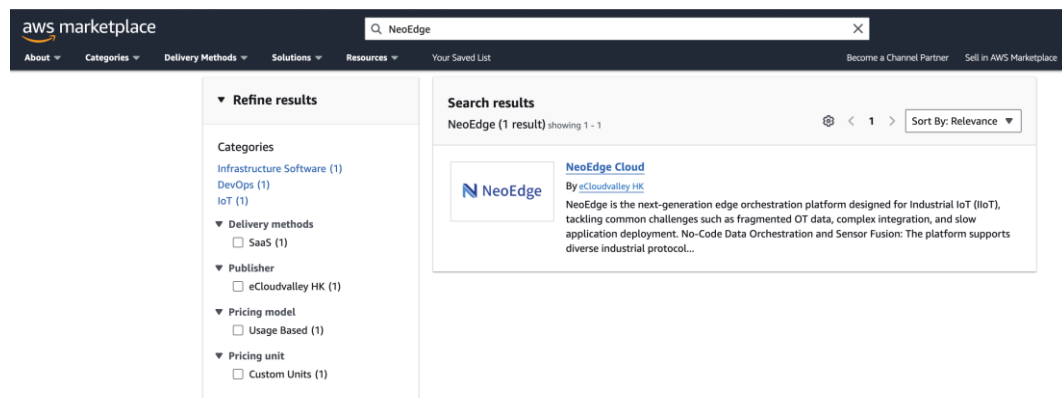
3. Purchase Procedure

3.1 Access AWS Marketplace

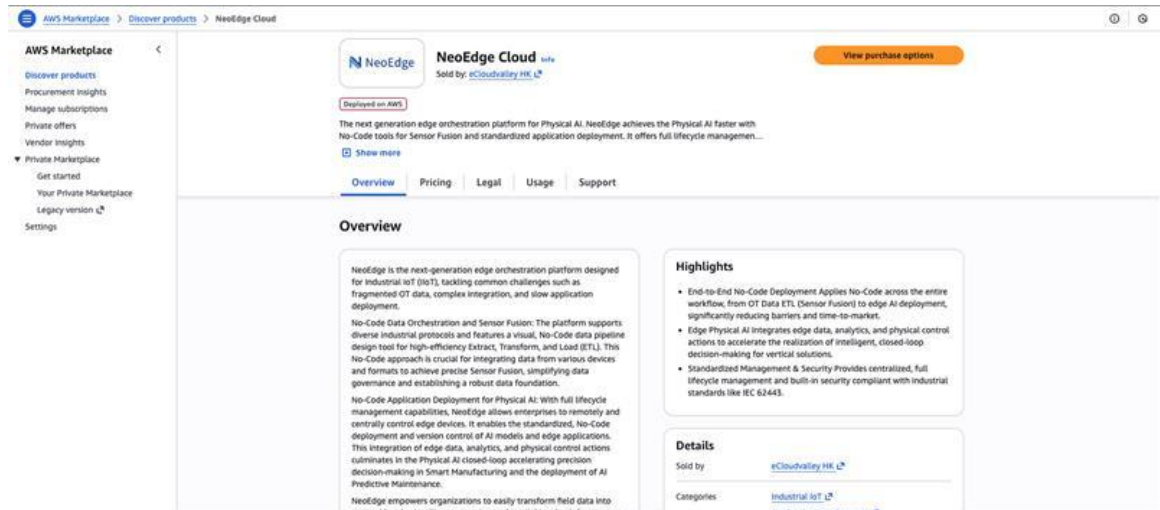
- Visit [AWS Marketplace](#).
- Sign in using your corporate AWS account.

3.2 Search for NeoEdge Cloud

- In the search bar, type “NeoEdge Cloud”.
- Confirm the seller is **eCloudvalley HK Limited**.



- Click on “View product option”.



NeoEdge Cloud
Sold by: eCloudvalley HK, Ltd.

The next generation edge orchestration platform for Physical AI. NeoEdge achieves the Physical AI faster with No-Code tools for Sensor Fusion and standardized application deployment. It offers full lifecycle management...

[Show more](#)

Overview Pricing Legal Usage Support

Overview

NeoEdge is the next-generation edge orchestration platform designed for Industrial IoT (IIoT), tackling common challenges such as fragmented OT data, complex integration, and slow application deployment.

No-Code Data Orchestration and Sensor Fusion: The platform supports diverse industrial protocols and features a visual, No-Code data pipeline design tool for high-efficiency Extract, Transform, and Load (ETL). This No-Code approach is crucial for integrating data from various devices and formats to achieve precise Sensor Fusion, simplifying data governance and establishing a robust data foundation.

No-Code Application Deployment for Physical AI: With full lifecycle management capabilities, NeoEdge allows enterprises to remotely and centrally control edge devices. It enables the standardized, No-Code deployment and version control of AI models and edge applications. This integration of edge data, analytics, and physical control actions culminates in the Physical AI closed-loop accelerating precision decision-making in Smart Manufacturing and the deployment of AI Predictive Maintenance.

NeoEdge empowers organizations to easily transform field data into valuable data intelligence needed for the entire value chain.

Highlights

- End-to-End No-Code Deployment Applies No-Code across the entire workflow, from OT Data ETL (Sensor Fusion) to edge AI deployment, significantly reducing barriers and time-to-market.
- Edge Physical AI Integrates edge data, analytics, and physical control actions to accelerate the realization of intelligent, closed-loop decision-making for vertical solutions.
- Standardized Management & Security Provides centralized, full lifecycle management and built-in security compliant with industrial standards like IEC 62443.

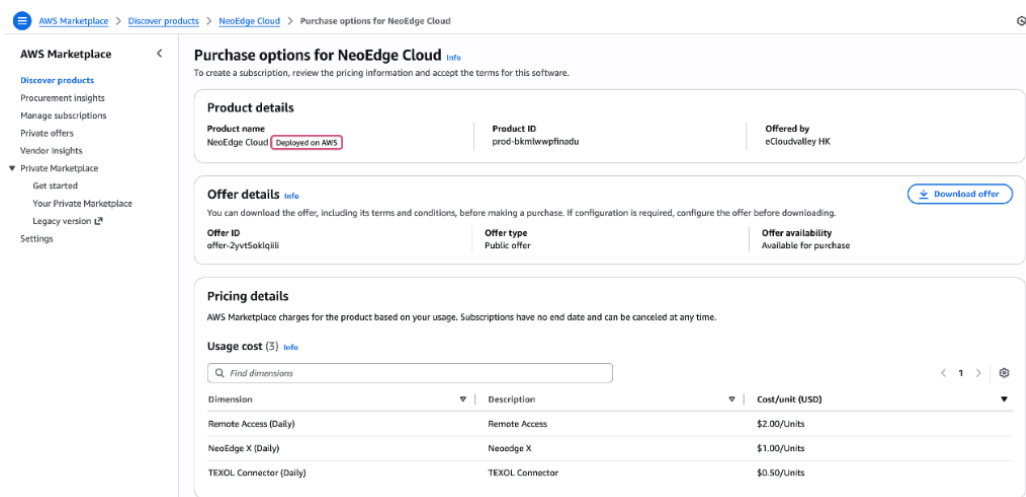
Details

Sold by: [eCloudvalley HK, Ltd.](#)

Categories: [Industrial IoT](#), [Industrial Manufacturing](#)

3.3 Review Product Information

Review the Product options for NeoEdge Cloud, include product details, offer details, Pricing. Ensure the purchase options match your intended use.



Purchase options for NeoEdge Cloud

To create a subscription, review the pricing information and accept the terms for this software.

Product details

Product name: NeoEdge Cloud Deployed on AWS | Product ID: prod-ukmlwepfnadu | Offered by: eCloudvalley HK

Offer details [Download offer](#)

You can download the offer, including its terms and conditions, before making a purchase. If configuration is required, configure the offer before downloading.

Offer ID: offer-2yvt5okiqili | Offer type: Public offer | Offer availability: Available for purchase

Pricing details

AWS Marketplace charges for the product based on your usage. Subscriptions have no end date and can be canceled at any time.

Usage cost (3) [Find dimensions](#)

Dimension	Description	Cost/Unit (USD)
Remote Access (Daily)	Remote Access	\$2.00/Units
NeoEdge X (Daily)	Neoedge X	\$1.00/Units
TEXOL Connector (Daily)	TEXOL Connector	\$0.50/Units

3.4 Subscribe

- Confirm the **terms and conditions**.
- Input the **PO Number** if applicable.
- Click **“Subscribe”** to complete the purchase.

Private offers

Vendor Insights

Private Marketplace

Get started

Your Private Marketplace

Legacy version [L2](#)

Settings

Total amount

Total cost

Total charges based on usage

Offer currency

US dollar | USD (\$)

Tax details

Additional taxes may apply

Terms and conditions [info](#)

[Download EULA\(s\)](#)

By subscribing to this software, you agree to the pricing terms and the seller's [End User License Agreement \(EULA\)](#) ^{L2}. You also agree and acknowledge that AWS may, on your behalf, share information about this transaction (including your payment terms) with the respective seller, reseller or underlying provider, as applicable, in accordance with the [AWS Privacy Notice](#) ^{L2}. AWS will issue invoices and collect payments from you on behalf of the seller through your AWS account. Your use of AWS services is subject to the [AWS Customer Agreement](#) ^{L2} or other agreement with AWS governing your use of such services. If you are receiving a private offer from a channel partner, you may click [here](#) ^{L2} (for CPPO transaction) or [here](#) ^{L2} (for SPPO transaction) for more information on the channel partner.

Purchase order (PO) number [info](#)

You can assign unique purchase order (PO) numbers to charges to include them on your AWS Marketplace invoices. [Learn more](#) ^{L2}

Purchase order number options

☒ No purchase order

☐ Add a purchase order

Purchase details [info](#)

Offer ID

offer-Zyrt5oKqiiil

Offered by

eCloudVault HK

Total cost

Total charges based on usage

Offer currency

US dollar | USD (\$)

Tax details

Additional taxes may apply

Purchase order numbers

-

[Back](#)

[Download offer](#)

[Subscribe](#)

4. Activation Procedure

4.1 Initialize NeoEdge Account

- Click **“Set Up Your Account”** on the AWS Subscribe to NeoEdge Cloud page.

aws marketplace

Search

English

hello, jayung

About

Categories

Delivery Methods

Solutions

Resources

Your Saved List

Become a Channel Partner

Sell in AWS Marketplace

Amazon Web Services Home

Help

aws marketplace

>

NeoEdge Cloud

>

Subscribe to NeoEdge Cloud

Subscribe to NeoEdge Cloud

info

To create a subscription, review the pricing information and accept the terms for this software.

Product details

Product name

NeoEdge Cloud Deployed on AWS

Product ID

prod-bkmlwepfnada

Offered by

eCloudvalley HK

Offer details

info

Offer ID

offer-2yvt5kqjli

Offer type

Public offer

Offer availability

In use

You've already accepted this offer

Your AWS Marketplace agreement was created. Next, set up your account on the vendor's website. If needed, you can [Manage subscriptions](#).

Set up your account

Pricing details

AWS Marketplace charges for the product based on your usage. Subscriptions have no end date and can be canceled at any time.

Usage cost

\$

info

Find dimensions

< 1 > ⓘ

Dimension	Description	Cost/unit (USD)
Remote Access (Daily)	Remote Access	\$2.00/Units
NeoEdge X (Daily)	NeoEdge X	\$1.00/Units
TEXOL Connector (Daily)	TEXOL Connector	\$0.50/Units

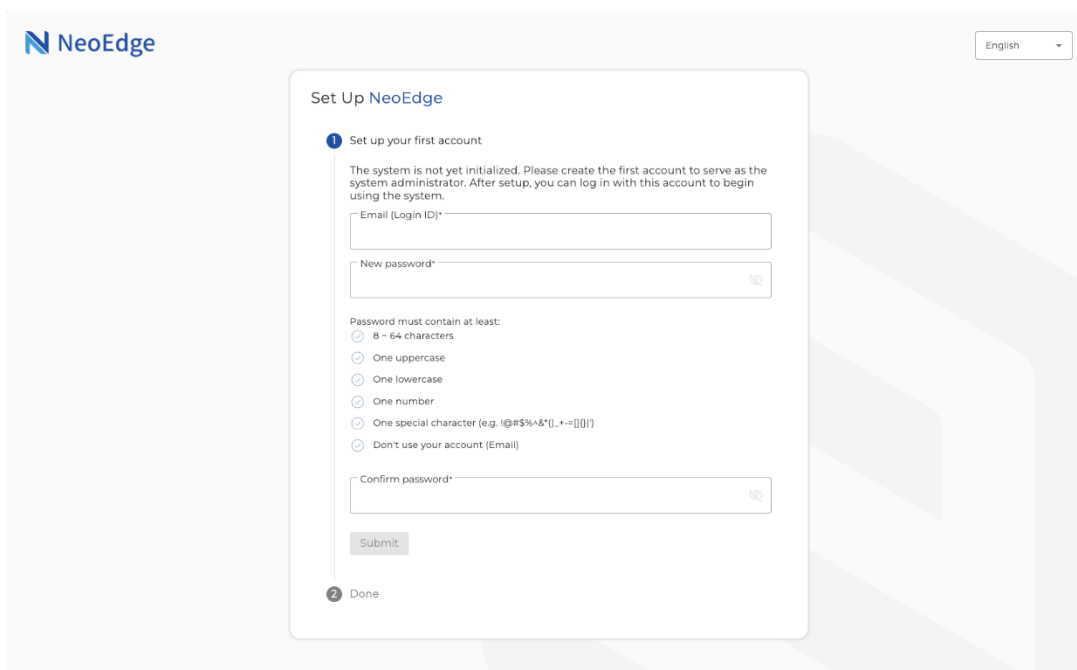
- You will be redirected to the **NeoEdge Cloud registration portal**.

English

- Click **Get Started** in the email to proceed to the setup page.

Thanks your business.
Warm regards,
NeoEdge Service Team
<https://www.ecloudedge.com>

- Set a new password according to on-screen requirements (8–64 characters, including uppercase, lowercase, number, and special character).



NeoEdge

English

Set Up NeoEdge

1 Set up your first account

The system is not yet initialized. Please create the first account to serve as the system administrator. After setup, you can log in with this account to begin using the system.

Email (Login ID)*

New password*

Password must contain at least:

- ☒ 8 - 64 characters
- ☒ One uppercase
- ☒ One lowercase
- ☒ One number
- ☒ One special character (e.g. !@#\$%^&*()_+-=[]{}|)
- ☒ Don't use your account (Email)

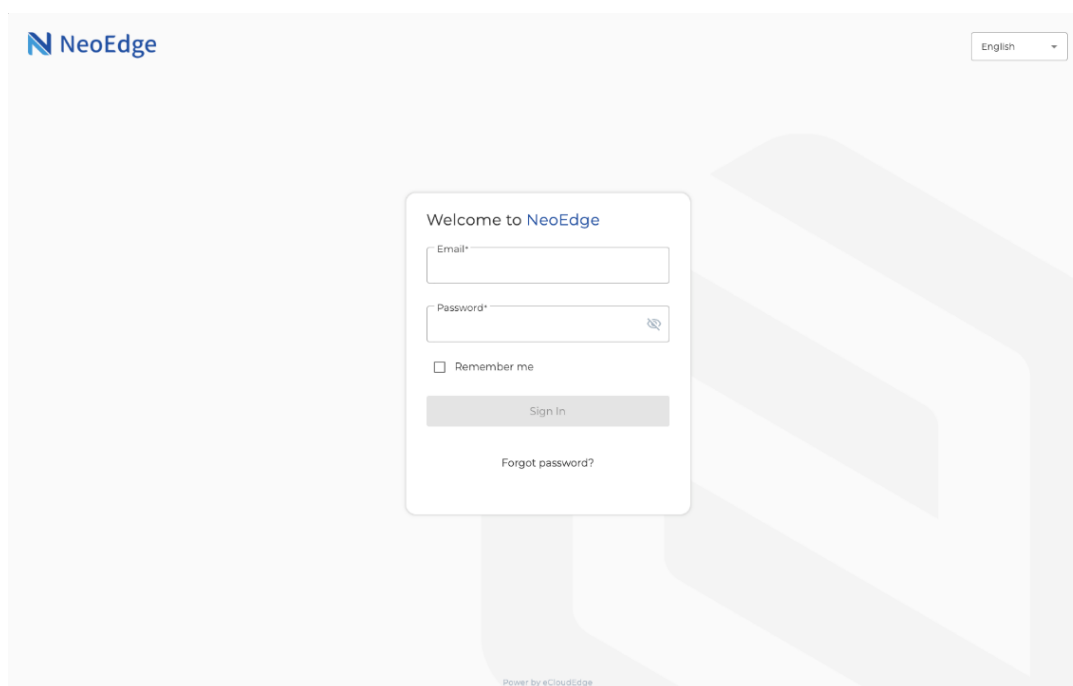
Confirm password*

Submit

2 Done

4.2 Sign in to your NeoEdge Account

Sign in to your account with the email and the Password you set



NeoEdge

English

Welcome to NeoEdge

Email*

Password*

☐ Remember me

Sign In

[Forgot password?](#)

Power by eCloudEdge

5. Billing & Subscription Management

5.1 Billing Model Overview

Item	Description
Billing Period	1st – last day of each calendar month.
Charge Start	From activation date (e.g., Dec 5 → Dec 31).
Cancellation	Full month billed even if canceled mid-month.
Invoice Source	AWS Marketplace consolidated invoice.

Note: Even if the subscription is canceled mid-month, billing continues for the current month, and the service remains available until the end of the billing period.

Examples

Scenario	Subscription Period	Invoice Amount
Activated Dec 5 → Canceled Dec 31	Full Dec month charged	Full Dec fee
Activated Dec 5 → Canceled Dec 10	Partial month usage but billed through Dec 31	Full Dec fee
Active Dec → Jan (no cancellation)	Continuous billing Dec + Jan	Two monthly charges

5.2 Manage Subscription in AWS Marketplace

Users can manage or cancel their subscriptions under “Your Marketplace Subscriptions” in the AWS console.

6. Revision History

6.1 Revision History

Version	Date	Description	Author
1.0	2025/11/10	Initial release	Jasmine